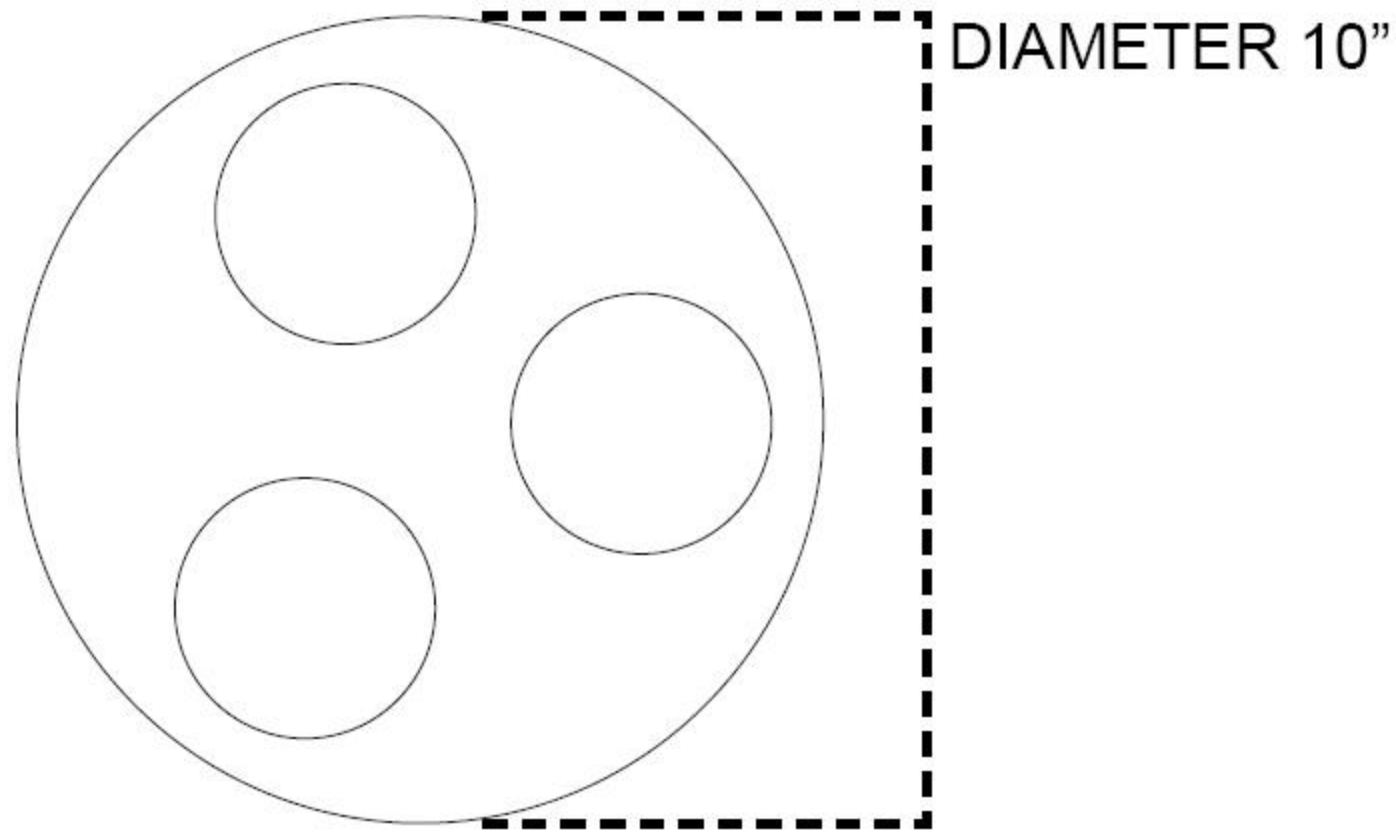




**TRAYS**

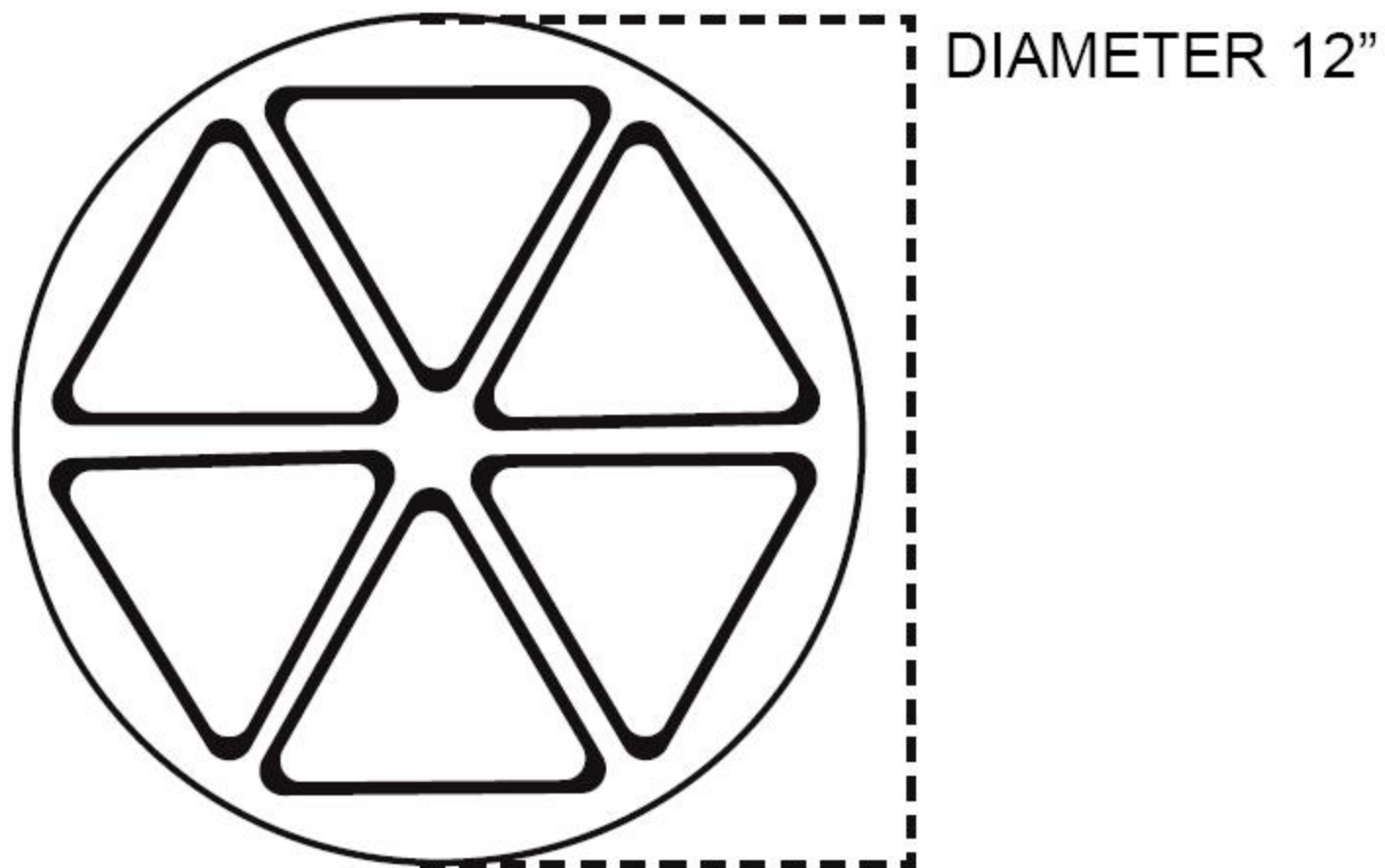
**E Tray 10-3 (3 POCKETS)**



**Bowl item for E Tray 10-3**

Bowl Item 408 SERIES	Lid Item #	Weight	Height	Dia.	Printable Area (cups)	Printable Area (lids)
 RB 408-7.5	 PF 408	7.5 oz	1 <sup>7</sup> / <sub>16</sub>	4 <sup>1</sup> / <sub>2</sub>	NA	3 <sup>1</sup> / <sub>2</sub>

**E Tray 12-16 (6 POCKETS)**



**Cup item for E Tray 12-6**

Cup Item 408 SERIES	Lid Item #	Weight	Height	Dia.	Printable Area (cups)	Printable Area (lids)
 EST 408-07.5	 PFT 408	7.5 oz.	1 <sup>1</sup> / <sub>2</sub>	4 <sup>1</sup> / <sub>2</sub> X 4 <sup>1</sup> / <sub>2</sub> X 4 <sup>1</sup> / <sub>2</sub>	NA	NA